




50HZ

Diesel Generator Powered by Deutz | Three Phase Specifications:(13KVA-500KVA)

Genset Model	ESP		PRP		Fuel Cons L/H(75%)	Open L*W*H(mm)	Silent L*W*H(mm)	Engine Model	Country of origin	Cyl Arrangement	Displacement (L)	Gov	Cooling
	KVA	KW	KVA	KW									
KGZ13	14	11	13	10.4	2.862	1300*600*1400	1900*850*1136	F2M2011		2L	1.554	M	OIL
KGZ20	22	18	20	16	4.7	1300*600*1400	2070*850*1136	F3M2011		3L	2.331	M	OIL
KGZ30	33	26	30	24	6.3	1860*780*1290	2280*900*1146	F4M2011		4L	3.108	M	OIL
KGZ40	44	35	40	32	8.4	2100*1040*1560	2280*900*1146	BF4M2011		4L	3.108	M	OIL
KGZ60	66	53	60	48	11.8	2100*1040*1560	2928*1100*1675	BF4M2012		4L	4.04	ECU	Water
KGZ80	88	70	80	64	14.4	2100*1040*1560	2928*1100*1675	BF4M2012C		4L	4.04	ECU	Water
KGZ100	110	88	100	80	19.3	2200*1040*1560	3050*1150*1800	BF4M1013EC		4L	4.76	ECU	Water
KGZ138	150	120	138	110	23.5	2200*1040*1560	3150*1150*1800	BF4M1013FC		4L	4.76	ECU	Water
KGZ150	165	132	150	120	28.9	2550*1100*1650	3500*1200*1945	BF6M1013EC		6L	7.17	ECU	Water
KGZ180	200	160	180	144	34.2	2650*1150*1760	3950*1250*2035	BF6M1013FCG2		6L	7.15	ECU	Water
KGZ200	220	176	200	160	37.7	2650*1150*1760	3950*1250*2150	BF6M1013FCG3		6L	7.15	ECU	Water
KGZ250	275	220	250	200	38.5	2710*1080*1750	4050*1300*2250	TCD2013L6 4V		6L	7.145	ECU	Water
KGZ300	330	264	300	240	56.9	2800*1400*2200	4070*1650*2520	BF6M1015C G1		6L	11.9	ECU	Water
KGZ350	388	310	350	280	62.8	2800*1400*2200	4070*1650*2520	BF6M1015C G2		6L	11.9	ECU	Water
KGZ375	413	330	375	300	68.1	2765*1515*2150	4070*1650*2520	BF6M1015CP		6L	11.9	ECU	Water
KGZ450	500	400	450	360	84	3040*1500*1990	4370*1650*2520	BF8M1015C G2		8V	16	ECU	Water
KGZ500	550	440	500	400	93.2	3040*1500*1990	4370*1650*2520	BF8M1015CP		8V	16	ECU	Water

