



















50HZ

Diesel Generator Powered by Volvo | Three Phase Specifications:(100KVA-688KVA)

Genset Model	ESP		PRP		Consumption g/kw.h	Open L*W*H(mm)	Silent L*W*H(mm)	Engine Model	Country of origin	Cyl Arrangement	Displacement (L)	Lube oil(L)	Cooling
	KVA	KW	KVA	KW									
KGV100	110	88	100	80	213	2200*800*1500	3000*1200*1700	TAD550GE		4L	4.76	13	Water
KGV113	124	99	113	90	214	2100*960*1500	3000*1200*1700	TAD551GE		4L	4.76	13	Water
KGV140	154	123	140	112	214	2200*900*1500	3000*1250*1750	TAD750GE		4L	4.76	15	Water
KGV160	176	141	160	128	215	2500*900*1400	3300*1400*1700	TAD751GE		6L	7.15	20	Water
KGV200	220	176	200	160	213	2520*1060*1500	3300*1400*1700	TAD752GE		6L	7.15	34	Water
KGV225	248	198	225	180	216	2550*1060*1500	3350*1450*1750	TAG753GE		6L	7.15	34	Water
KGV250	275	220	250	200	204	2650*1100*1530	4000*1700*2050	TAD754GE		6L	7.15	29	Water
KGV275	303	242	275	220	204	2650*1100*1530	4100*1750*2050	TAD1351GE		6L	7.15	29	Water
KGV350	385	308	350	280	198	3100*1150*1600	4100*1750*2050	TAD1352GE		6L	12.78	35	Water
KGV375	413	330	375	300	198	3100*1200*1750	4300*2100*2300	TAD1354GE		6L	12.78	35	Water
KGV375-II	413	330	375	300	198	3100*1150*1600	4300*2100*2300	TAD1355GE		6L	12.78	35	Water
KGV438	481	385	438	350	199	3100*1150*1600	4500*2100*2450	TAD1650GE		6L	12.78	35	Water
KGV500	550	440	500	400	200	3200*1150*1880	4700*2100*2450	TAD1651GE		6L	12.78	35	Water
KGV500-II	550	440	500	400	199	3250*1150*2000	4700*2100*2450	TWD1652GE		6L	16.12	48	Water
KGV550	605	484	550	440	199	3260*1150*2100	4700*2100*2450	TWD1653GE		6L	16.12	48	Water
KGV600	660	528	600	480	201	3300*1150*1880	4700*2100*2450	TWD1653GE		6L	16.12	48	Water
KGV625	688	550	625	500	199	3350*1350*1950	4700*2100*2450	TAD1651GE		6L	16.12	48	Water
KGV688	756	605	688	550	199	3400*1350*2000	4700*2100*2450	TWD1653GE		6L	16.12	48	Water